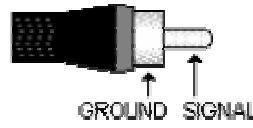


S-Video to Composite

Use this cable to connect a S-Video output to a composite video input.



(to the Video Source)



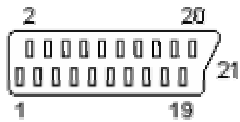
(to the TV/Monitor)

4 PIN MINI-DIN FEMALE at the peripheral.
PHONO MALE to the Monitor-cable.

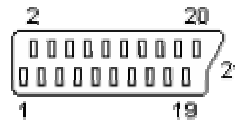
Description	S-Video	Composite	Dir
Y Ground	1	ground	→
C ground	2	ground	→
Y (luminance+sync)	3	signal	→
C (chrominance)	4	signal (470pF capacitor)	→

Note: Use signal 470pF ceramic capacitor (rated 10V).

Video to TV SCART



(to the TV)



(to the Video Recorder)

21 PIN SCART MALE to the TV.
21 PIN SCART MALE to the Video Recorder.

	TV	VCR	
Audio Right Out	1	2	Audio Right In
Audio Right In	2	1	Audio Right Out
Audio Left Out	3	6	Audio Left In
Audio Left In	6	3	Audio Left Out
Audio Ground	4	4	Audio Ground
Red	15	15	Red
Red Ground	13	13	Red Ground
Green	11	11	Green
Green Ground	9	9	Green Ground
Blue	7	7	Blue
Blue Ground	5	5	Blue Ground
Status / 16:9	8	8	Status / 16:9
Reserved	10	10	Reserved

Reserved	12	12	Reserved
Fast Blanking Ground	14	14	Fast Blanking Ground
Fast Blanking	16	16	Fast Blanking
Video Out Ground	17	18	Video In Ground
Video In Ground	18	17	Video Out Ground
Video Out	19	20	Video In
Video In	20	19	Video Out
Ground	21	21	Ground